

**THE ECONOMIC IMPACT OF  
OFFLOADING DEVICES FOR THE  
PREVENTION OF AMPUTATIONS  
IN**

**MANITOBA**

## Table of Contents

Executive Summary.....	1
Introduction .....	2
Diabetes in Manitoba.....	3
Model Assumptions .....	4
DFU Prevalence and Outcome Estimates .....	5
Unit Cost Estimates .....	7
Total Cost Estimates.....	9
Results.....	11
References.....	14
Appendix.....	16

## About this Study

This report was commissioned by Diabetes Canada in 2017 to assess the potential impact of public funding for offloading devices (*specialized products that relieve pressure on foot ulcers to help with healing, prevent recurring wounds and reduce the risk of amputation*) on the cost of care for diabetic foot ulcers in Manitoba. Diabetic foot ulcers are common and are considered by people with diabetes to be the most feared and debilitating consequences of diabetes. Indeed, foot complications, including infections, ulcerations and amputations, are a major cause of morbidity and mortality in people with diabetes. Furthermore, foot complications impose significant costs on the health-care system in Manitoba. These costs can, in part, be mitigated through the increased use of offloading devices to treat foot ulcers.

Diabetes Canada is a leading national and international authority on diabetes with a mission to lead the fight against diabetes by helping those affected by diabetes to live healthy lives, preventing the onset and consequences of diabetes and discovering a cure. Diabetes Canada has a rich heritage of excellence and leadership, which began with its co-founders and the co-discoverers of insulin, Sir Frederick Banting and Dr. Charles Best. Diabetes Canada delivers programs and services for people affected by diabetes, funds leading-edge research and produces globally recognized *Clinical Practice Guidelines for the Prevention and Management of Diabetes in Canada*. Diabetes Canada works in communities across the country to promote the health of people with diabetes and to reduce the complications of diabetes through its national network of volunteers, employees, health-care professionals, researchers, partners and supporters. For more information, visit [www.diabetes.ca](http://www.diabetes.ca)

This report was prepared by Robin Somerville, Director, Centre for Spatial Economics (C<sub>4</sub>SE) and Seema Nagpal, Director of Public Policy, Diabetes Canada. The C<sub>4</sub>SE monitors, analyzes and forecasts economic and demographic change throughout Canada at virtually all levels of geography. They also prepare customized studies on the economic, industrial and community impacts of various fiscal and other policy changes, and develop customized impact and projection models for in-house client use. The C<sub>4</sub>SE provides economic models, analysis and forecasts to nine provincial and territorial governments across Canada. For more information, visit [www.c4se.com](http://www.c4se.com).

The authors are grateful to Dr. John Embil, Director, Infection Prevention and Control Unit, Coordinator, Diabetic Foot and Complicated Wound Clinic, Health Sciences Centre and Professor, Departments of Internal Medicine (Section of Infectious Diseases) and Medical Microbiology, University of Manitoba for providing his clinical expertise into the analysis.

---

## Executive Summary

In Manitoba, diabetic foot ulcers (DFU) currently impose direct health care costs of between \$29-35 million annually and indirect costs of between \$3-5 million annually. Provincial funding of offloading devices—or devices that relieve pressure on ulcers—could yield net direct cost savings of between \$7.0 and \$9.1 million—a reduction of between 20 and 31 per cent over one year. In addition to the economic burden on public funders of health care, diabetes has a significant impact on disability and quality of life.<sup>1234</sup> The analysis in this report is based on a model constructed to estimate the prevalence and cost of DFU in Manitoba in 2017 and the impact that the use of offloading devices in their treatment could have on those costs and health outcomes.

Foot complications, including infections, ulcerations and amputations, are a major cause of morbidity and mortality in people with diabetes. In Canada, diabetes is the leading cause of non-traumatic lower limb amputations. Diabetes-related foot wounds contributed to about one-third of all amputations performed in hospitals across Canada in 2011-12. The mortality rate for people experiencing diabetic foot complications is worse than rates of some forms of cancer; in fact, the five-year mortality rate for those with a neuropathic ulcer is higher than that of Hodgkin's disease, breast cancer or prostate cancer; and those with an ischemic ulcer have a five-year mortality higher than those with colon cancer. Effective treatment of foot ulcers may be associated with significant cost savings to the health-care system.

The risk of an amputation increases dramatically once an ulcer appears, but effective treatment of the ulcer with an offloading device can reduce this risk. Offloading devices used in the treatment of DFUs vary in cost and effectiveness. Total contact casts (TCC), custom braces and ankle and foot orthoses significantly improve patient outcomes, but are not widely used due to issues of affordability. Provincial funding of offloading devices for the treatment of DFU in Manitoba is expected to significantly increase their use by patients in the province and to improve their health outcomes.

Of the 126,000 people with diabetes in Manitoba, between 1,400 and 2,400 were expected to have a DFU in 2017. Of these, nearly 270 were expected to need to have a lower limb amputated as a result of their condition and those amputations were associated with about 107 premature deaths. The use of offloading devices can significantly reduce the number of amputations, allow wounds to heal faster and lower the risk of complications. All these factors combine to significantly reduce the overall cost of DFU in Manitoba and their toll on Manitobans living with diabetes.

---

## Introduction

Diabetes is a condition characterized by an elevation in blood glucose (blood sugar) levels either because the body cannot produce insulin—a hormone that controls the amount of sugar in the blood—or cannot properly use the insulin it produces. High levels of blood sugar can damage organs, blood vessels and nerves. Diabetes is a leading cause of blindness, end-stage renal disease, heart disease, stroke and non-traumatic lower-limb amputations in Canadian adults. Persons who are diagnosed can be classified as having type 1, type 2 or gestational diabetes, or prediabetes.

The authors of this report acknowledge the human toll that complications of diabetes, particularly lower extremity complications can impose upon persons with diabetes. The fear of complications and the emotional strain of a non-healing ulcer and/or amputation can place an enormous burden on individuals and their families. However, this report will exclusively focus on the cost implications of treating diabetic foot ulcers (DFU) by increasing the use of offloading devices—or devices that relieve pressure on ulcers and allow them to heal—to treat foot ulcers in Manitoba. Foot complications, including infections, ulcerations and amputations, are a major cause of morbidity and mortality in people with diabetes. In Canada, diabetes is the leading cause of non-traumatic lower limb amputations. Diabetes-related foot wounds contributed to about one-third of all amputations performed in hospitals across Canada in 2011-12. The mortality rate for people experiencing diabetic foot complications is worse than rates of some forms of cancer; in fact, the five-year mortality rate for those with a neuropathic ulcer is higher than that of Hodgkin’s disease, breast cancer or prostate cancer; and those with ischemic ulcer have a five-year mortality higher than those with colon cancer.

Effective treatment of foot ulcers may be associated with significant cost saving to the health-care system. Offloading devices used in the treatment of DFU vary in cost and effectiveness with the least expensive being the least effective. Total contact casts (TCC) and custom braces, ankle and foot orthoses significantly improve patient outcomes, but cost about \$2,000 and so are not widely used due to issues of affordability. Provincial funding of offloading devices for the treatment of DFU in Manitoba would significantly increase their use by patients in the province and improve their health outcomes. This report examines the costs of provincial funding, describing both the cost of offloading devices as well as the cost savings from avoided health services. The overall health-care costs and health benefits arising from access to publicly funded offloading devices are estimated. The costs are calculated from both a payer and a societal perspective.

The analysis for this report was conducted using a model of the prevalence and cost of DFU in Manitoba in 2017 constructed by the C<sub>4</sub>SE. This model examined the cost implication of increasing the proportion of patients using an offloading device to treat their DFU based on a set of assumptions regarding the prevalence of DFU in the province.

### Diabetes in Manitoba

The number of people with diabetes in Manitoba was estimated to be over 126,000 in 2017, with the distribution by age and sex shown in Figure 1. More males had diabetes than females (53 per cent of the total) and the largest group of persons with diabetes was between the ages of 65 and 69. The estimated prevalence of diabetes is derived from Diabetes Canada's Diabetes Cost Model (DCM) for Manitoba.<sup>5</sup>

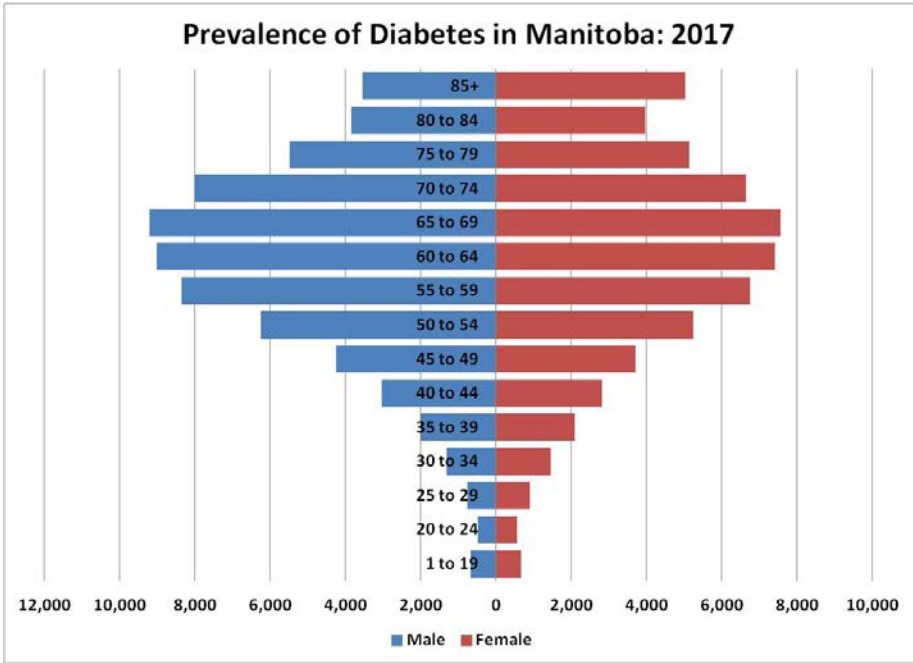


Figure 1

## Model Assumptions

A model was constructed to estimate the number of persons with DFU in Manitoba in 2017 and their health outcomes based whether or not they used an offloading device. A set of estimates for the cost of treating DFU was then constructed based on the health outcomes under each set of assumptions for the use of offloading devices. This section of the report describes the assumptions and data used to construct the model.

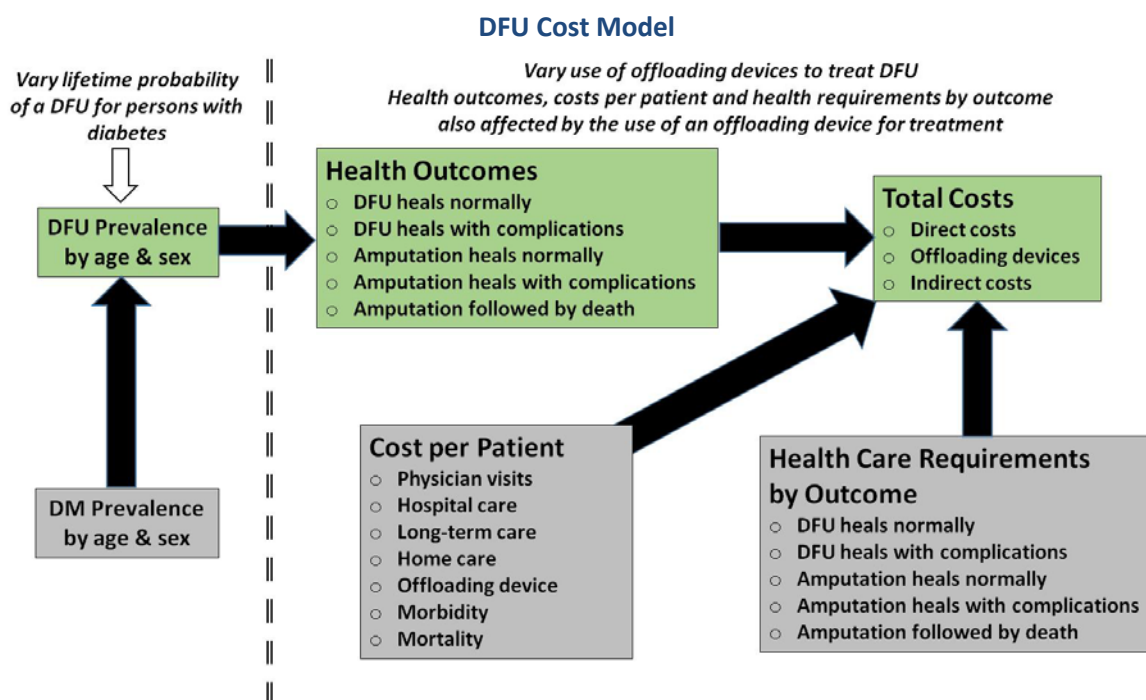


Figure 2

Figure 2 provides an overview of the DFU cost model structure. The prevalence of DFU by age and sex is determined by the prevalence of diabetes in Manitoba in 2017 and by the assumed lifetime probability of a DFU for persons with diabetes. Health outcomes for the population of patients with a DFU are determined by the number of persons with a DFU and the likelihood of each outcome. Treatment costs and societal costs per patient are multiplied by the health-care requirements for each health outcome and then the number of patients for each health outcome to determine total costs. The total cost of DFU varies with the proportion of patients assumed to use an offloading device in their treatment because of differences in health outcomes, per patient costs, and health-care requirements by outcome that arise when these devices are used.

---

## DFU Prevalence and Outcome Estimates

The prevalence of DFU in Manitoba is estimated based on three possible scenarios where the lifetime probability of a person with diabetes developing a DFU varies from 15 to 25 per cent. The distribution of DFU by age and sex is based on the national distribution estimated by Hopkins et al.<sup>6</sup> combined with the Manitoba diabetes prevalence estimates for 2017 and varies between 1,400 and 2,400. These figures are shown in the Simulation 1, Simulation 2, and Simulation 3 rows in Table 1.

There were an estimated 268 amputations related to DFU in Manitoba in 2017. This estimate was derived from data from the Manitoba Centre for Health Policy which reported 1.27 per cent of persons with diabetes in Manitoba had a lower limb amputation performed during the five year period 2007/08–2011/12.<sup>7</sup> This amputation rate was then applied to the diabetes population in Manitoba to 2017 and then adjusted to reflect the proportion of all amputations in people with diabetes that are the result of a non-healing DFU (85 per cent).<sup>8</sup> The resulting 268 amputations related to non-healing DFU were held constant and resulted in an amputation rate of between 11.1 and 18.5 per cent for the three model simulations.

A recent study by Hopkins et al. estimates the national burden of illness in Canada for DFU for 2011. They found the national prevalence of DFU to be 25,600 in 2011, but acknowledge that this likely underestimates the true prevalence given that the estimate is based on data that exclude DFU treated outside of acute care facilities. Applying their age and sex DFU prevalence rates and their estimated amputation rate (23.6 per cent) to Manitoba's diabetes population, yielded a prevalent population of 1,069 DFU cases in the province and 252 amputations in 2017. Alternatively, Fife estimates the amputation rate for non-healing DFUs is between 2 and 10 per cent. Holding the number of amputations in Manitoba constant (n= 268 amputations), the estimate for the number of DFU in Manitoba was between 2,681 and 13,407. There is a large variation in these estimates, emphasizing the need for more population-based research to develop more accurate estimates of the prevalence of DFU, their complications and the likelihood of an amputation. For the present analysis, a range of estimates is used to describe the impact of public funding of offloading devices.



Table 1

DFU Prevalence in Manitoba				
	Pr(DFU)	# DFU	Amp Rate	# Amp
Hopkins et al.	15%	1,069	23.6%	252
Sim1	15%	1,449	18.5%	268
Sim2	20%	1,932	13.9%	268
Sim3	25%	2,416	11.1%	268
Fife - low		2,681	10.0%	268
Fife - med		5,363	5.0%	268
Fife - high		13,407	2.0%	268

Once a patient has a DFU, it can heal without complications, heal with complications or require a lower limb amputation. If the patient requires an amputation, it can heal normally, heal with complications or result in the patient’s death. The following section provides a discussion of the probability associated with each of these events and the impact that offloading devices can have on each outcome.

**Probability DFU heals:** the probability that a DFU heals without complications without the aid of an offloading device is assumed to be 31 per cent.<sup>9</sup> This probability rises to 64 per cent when an offloading device is used based on the effectiveness of each device and the proportion in which they are assumed to be used.<sup>10</sup>

**Probability DFU heals with complications:** the probability of the wound healing with complications for both cases when an offloading device is used or it is not is treated as the residual from the wound healing without complications or resulting in an amputation.

**Probability of amputation:** the probability of an amputation when no offloading device is used varies depending on the assumed lifetime probability of a person with diabetes developing a DFU: at 25 per cent, it is 11.1 per cent; at 20 per cent, it is 13.9 per cent; and at 15 per cent, it is 18.5 per cent (see Table 1). The varying rates of amputation ensure that the number of amputations associated with a DFU in Manitoba in 2017 when no offloading devices is held constant at 268. Fife estimates the probability of an amputation when an offloading device is used is expected to be between 1.5 and 5 per cent. The upper amputation rate of 5.0 per cent for when an offloading device is used in this report in order to ensure that the results can be considered conservative.

**Probability amputation heals:** this is residual and, based on assumptions about the proportion of complications and deaths following amputation. This is 50 per cent when no offloading device is used, but is lower when an offloading device is used to adjust the number of premature deaths attributed to DFU.

**Probability amputation heals with complications:** this is assumed to be 10 per cent. The range of outcomes provided by experts was between 5 and 10 per cent.

**Probability of death following amputation:** this is assumed to be 40 per cent when no offloading device is used. While the use of an offloading device will reduce the likelihood of amputation, it does not, however, reduce the likelihood of premature mortality attributed to DFU. This is because the severity of the patient's condition makes it more likely that they will die of another complication associated with diabetes. Studies estimate the rate of mortality after one year to be between 20 and 40 per cent and rising to between 60 and 80 per cent at five years.<sup>11 12</sup>

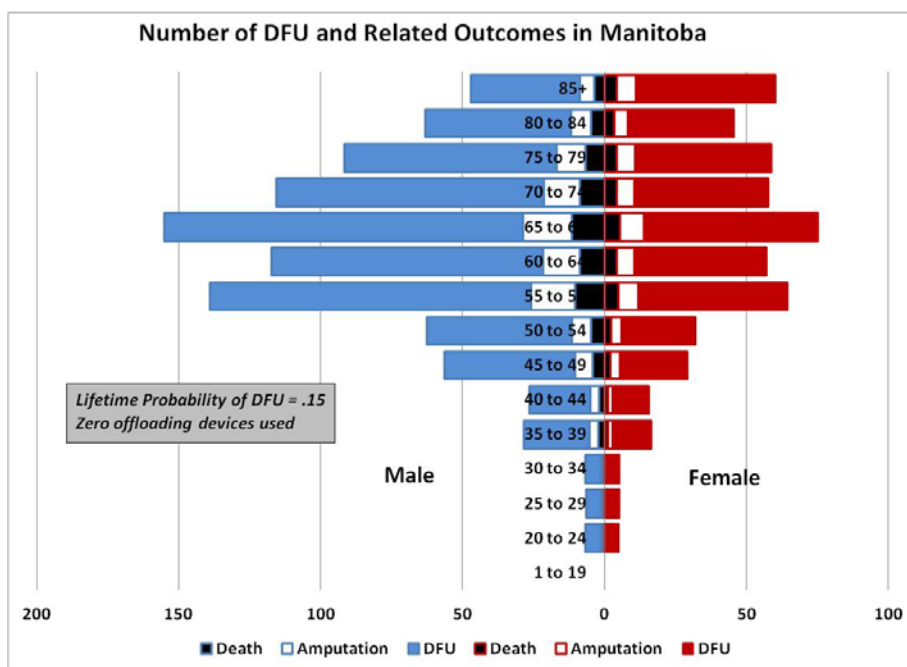


Figure 3

Figure 3 shows the distribution of DFU in 2017 by age and sex based on the assumption of a 15 per cent lifetime probability of a DFU and zero per cent of patients using an offloading device. Figure 3 also shows the number of amputations and deaths associated with DFU by age and sex. Males account for nearly two thirds of all DFU and although DFU can occur in patients in their 20s, over 70 per cent arise between the ages of 55 and 85.

### Unit Cost Estimates

The unit cost estimates or assumptions are the costs per patient associated with each health outcome from a DFU. Many of the unit cost values were derived from the Economic Burden of Illness in Canada (EBIC)<sup>13</sup> while others were derived from the analysis performed by Hopkins et al.

---

**Physician visits:** the cost per visit to a physician (GP or specialist) is estimated from EBIC. The Manitoba cost by age and sex was divided by the net number of physician visits by persons with diabetes in the same year from the DCM. The average cost between 2006 and 2008 by age and sex, measured in 2010 dollars, was used and then converted to 2017 dollars.

**Hospital days:** the average cost per hospital day associated with DFU in Canada was estimated to be \$980 in 2011 by Hopkins et al. This value was converted to 2017 dollars.

**Long-term care:** the average cost per person for long-term care for both new and current residents was obtained from Hopkins et al and, when converted to 2017 dollars, is \$19,400. The use of an offloading device does not directly affect the likelihood requiring long-term care or its cost; so this cost category is unaffected by the use of offloading devices.

**Home care:** the average cost per person for home care was obtained from Hopkins et al. and, when converted to 2017 dollars, is \$10,900. It should be noted that the home care costs used in this analysis exclude informal caregiver costs. In Hopkins et al., caregiver costs for home care are based on a value of time spent by relatives or other unpaid persons providing care for the patient. These costs are not used in this analysis, because this category of costs is not currently included in the EBIC methodology for indirect costs.

The use of offloading devices reduces the requirement for home care and, therefore, the average per patient cost of home care. TCC and cast shoes eliminate the need for home care; a pneumatic air cast reduces the duration of home care by 50 per cent while a post-operative shoe reduces it by 10 per cent. The weighted average reduction in per patient costs when using an offloading device and when the DFU heals is 76 per cent. There is no change in the need for home care if the patient requires an amputation, with or without the prior use of an offloading device.

**Disability:** the morbidity costs are estimated from EBIC. The national cost by age and sex was divided by the number of persons with diabetes in the same year from the DCM adjusted by the loss of productivity for that age and sex group derived from the Loss of Productivity module in the Canadian Community Health Survey (CCHS) public use microdata file for the 2011-12 cycle.<sup>14</sup> Morbidity costs in EBIC represent the potential lost production in the economy from illness and are assumed to exist for as long as it takes the worker to return to work or for them to be replaced. The costs associated with those not in the labour force—for reasons of age or other personal circumstances—are assumed to be zero. The average cost between 2006 and 2010 by age and sex, measured in 2010 dollars, was used and then converted to 2017 dollars.

---

**Mortality:** the cost of premature mortality is estimated from EBIC. The Manitoba cost by age and sex was divided by the number of persons with diabetes that died in the same year from the DCM. Mortality costs in EBIC represent the potential lost production in the economy from premature mortality and are assumed to exist for as long as it takes to replace a deceased worker. The costs associated with those not in the labour force—for reasons of age or other personal circumstances—are assumed to be zero. The average cost between 2006 and 2008 by age and sex, measured in 2010 dollars, was used and then converted to 2017 dollars.

**Offloading device:** While orthopedic foot wear and custom-molded orthotics are considered an option by some clinicians, we assumed those offloading devices were modalities reserved for patients whose ulcers heal as a means to prevent recurrence. Offloading devices were assumed to be used in the following proportions with average costs (measured in 2012 US dollars) based on Alavi et al.:<sup>15</sup>

○ Total contact cast	40%	\$1,800
○ Air walking cast	30%	\$300
○ Custom braces, ankle and foot orthoses	20%	\$2,500
○ Post-operative shoe	10%	\$75

Using this information, the weighted average cost for an offloading device, expressed in 2017 Canadian dollars, is \$1,420. The cost of orthotist visits is added to this based on: eight visits for a TCC, one for an air walking cast, three for custom braces, ankle and foot orthoses, and none for a post-operative shoe for an average of 4.1 visits for all offloading devices.

### **Total Cost Estimates**

The unit cost estimates are multiplied by the number of persons with a DFU based on their health outcome and their use of an offloading device to generate an estimate of the total cost of the illness.

**Physician visits:** the cost of physician visits is determined by the number of DFU patients by outcome times the average cost per visit times the number of visits associated with each outcome. The number of physician visits within one year for a patient with a DFU that heals normally is assumed to be 12 with no offloading device and this falls to six physician visits when an offloading device is used. Twenty physician visits are required for a DFU that heals with complications when no offloading device is used and this falls to 12 physician visits when an offloading device is used. Four physician visits are required for an amputation that

---

heals normally and eight physician visits are required for an amputation that heals with complications.

**Hospital days:** the cost of hospital care is determined by the number of DFU patients by outcome times the average cost per visit times the number of days associated with each outcome. The average number of days spent as an inpatient in hospital when the DFU heals normally is 3.1 plus an average of another 1.8 days for ER and clinic visits. The number of days spent in hospital rises to 6.7 when there are complications plus 1.8 days for ER and clinic visits. The number of days spent in hospital when the patient must have a lower limb amputated is 71.9 plus 1.8 days for ER and clinic visits and a further 12 days for rehab clinic visits. Hopkins et al. estimate that the average cost of ER, clinic and rehab clinic visits is 20 per cent of the inpatient hospital day.

**Long-term care:** Hopkins et al. estimate that 14 per cent of DFU patients require long-term care. This proportion is multiplied by the average cost per patient and the number of patients to determine the total cost. The use of an offloading device does not affect these costs.

**Home care:** Hopkins et al. estimate that 22 per cent of DFU patients require home care. This proportion is multiplied by the average cost per patient and the number of patients to determine the total cost. As discussed above, the use of offloading devices reduces the requirement for home care by 76 per cent for patients with a DFU that heals, but there is no reduction in the need for home care if the patient requires an amputation.

**Disability:** the disability cost is determined multiplying all persons with a DFU that either avoid an amputation or survive it times their per person morbidity cost by age and sex from EBIC. Average morbidity costs for persons with DFU that heal normally are assumed to be one half of those for all other persons.

**Mortality:** the mortality cost is determined by the number of patients that die within a year of an amputation or from complications due to diabetes by age and sex times their per person mortality cost from EBIC.

**Offloading device:** the cost of offloading devices is determined by the number of DFU patients that use a device times the average cost of a device.

## Results

This section of the report presents the impact on costs of DFU in Manitoba in 2017 from an increase in the use of offloading devices to treat foot ulcers. Direct costs include hospital costs, physician visits, long-term care and home care. Indirect costs include morbidity and premature mortality costs. Total costs from a payer perspective are the sum of direct costs and the cost of offloading devices; adding indirect costs yields the cost from a societal perspective.

Table 2 provides information on the overall prevalence of DFU and the number of amputations and premature deaths that can be attributed to them for three scenarios in which the lifetime probability of a person with diabetes suffering from a DFU varies from 15 to 25 per cent. The number of amputations, premature deaths, and the costs of treatment vary based on the proportion of persons using an offloading device to treat their DFU. This proportion is varied from zero to 75 per cent for each of the three scenarios.

Table 2

The Cost of Diabetic Foot Ulcers in Manitoba (2017)

Proportion with access to offloading devices:	Lifetime Probability of DFU = .15				Lifetime Probability of DFU = .20				Lifetime Probability of DFU = .25			
	0%	25%	50%	75%	0%	25%	50%	75%	0%	25%	50%	75%
<b>Number of Persons</b>												
DM Prevalence	126,146	126,146	126,146	126,146	126,146	126,146	126,146	126,146	126,146	126,146	126,146	126,146
DFU	1,449	1,449	1,449	1,449	1,932	1,932	1,932	1,932	2,416	2,416	2,416	2,416
Amputations	268	219	170	121	268	225	182	139	268	231	194	158
Premature Deaths	107	107	107	107	107	107	107	107	107	107	107	107
<b>Millions of 2017 Dollars</b>												
Total Cost	\$32.5	\$29.3	\$26.1	\$22.9	\$36.2	\$33.3	\$30.4	\$27.5	\$39.9	\$37.3	\$34.7	\$32.1
Direct	\$29.3	\$25.7	\$22.0	\$18.4	\$31.9	\$28.4	\$24.9	\$21.4	\$34.5	\$31.2	\$27.8	\$24.4
Indirect	\$3.2	\$3.0	\$2.8	\$2.7	\$4.3	\$4.1	\$3.9	\$3.6	\$5.4	\$5.1	\$4.9	\$4.6
Offloading Devices Cost	\$0.0	\$0.6	\$1.2	\$1.8	\$0.0	\$0.8	\$1.6	\$2.5	\$0.0	\$1.0	\$2.0	\$3.1
<b>Average Cost per DFU (\$)</b>												
Total Cost	\$22,410	\$20,211	\$18,012	\$15,813	\$18,723	\$17,225	\$15,727	\$14,230	\$16,532	\$15,450	\$14,368	\$13,285
Direct	\$20,226	\$17,718	\$15,209	\$12,700	\$16,503	\$14,695	\$12,888	\$11,080	\$14,290	\$12,898	\$11,505	\$10,113
Indirect	\$2,183	\$2,069	\$1,956	\$1,842	\$2,220	\$2,106	\$1,993	\$1,879	\$2,242	\$2,128	\$2,015	\$1,901
Offloading Devices Cost	\$0	\$424	\$847	\$1,271	\$0	\$424	\$847	\$1,271	\$0	\$424	\$847	\$1,271

As discussed in the previous section, the estimated number of DFU varies between approximately 1,400 and 2,400 for each of the three scenarios. When the proportion of persons using an offloading device is zero, the number of amputations is 268 leading to 107 premature deaths. If 75 per cent of patients with a DFU use an offloading device in their treatment then the number of amputations falls to between 121 and 158 depending on the scenario.

Unfortunately, while the number of amputations falls the number of premature deaths from DFU remains constant regardless of whether an amputation is avoided due to the use of an offloading device. This is due to the severity of damage to the circulatory system that precipitated the DFU. Action to reduce the incidence of DFU will be required to reduce premature mortality.

The overall cost of DFUs—direct plus indirect and the cost of offloading devices—is estimated to be between \$32-40 million when no offloading devices are used. When 75 per cent of patients use an offloading device to treat their DFU, the overall cost falls to between \$23-32 million a year.

Table 2 also shows that the average cost in 2017 was estimated to lie between \$16,532 and \$22,410 per DFU when no offloading devices are used. When 75 per cent of patients used an offloading device to treat their DFU, the average cost falls to between \$13,285 and \$15,813.

Table 3 presents the results in terms of the impact of increasing the proportion of persons using an offloading device to treat their DFU for each of the three scenarios. The table shows the impact of increasing the proportion of patients using an offloading device from zero to 25 per cent; 25 to 50 per cent; 50 to 75 per cent; and from zero to 75 per cent.

**Table 3**

**Impact of Offloading Devices on the Cost of Diabetic Foot Ulcers in Manitoba (2017)**

Change in proportion with access to offloading devices:	Lifetime Probability of DFU = .15				Lifetime Probability of DFU = .20				Lifetime Probability of DFU = .25			
	0 to 25%	25 to 50%	50 to 75%	0 to 75%	0 to 25%	25 to 50%	50 to 75%	0 to 75%	0 to 25%	25 to 50%	50 to 75%	0 to 75%
<b>Number of Persons</b>												
DFU	0	0	0	0	0	0	0	0	0	0	0	0
Amputations	-49	-49	-49	-147	-43	-43	-43	-128	-37	-37	-37	-111
Premature Deaths	0	0	0	0	0	0	0	0	0	0	0	0
<b>Millions of 2017 Dollars</b>												
Total Cost	-\$3.2	-\$3.2	-\$3.2	-\$9.6	-\$2.9	-\$2.9	-\$2.9	-\$8.7	-\$2.6	-\$2.6	-\$2.6	-\$7.8
Direct	-\$3.6	-\$3.6	-\$3.6	-\$10.9	-\$3.5	-\$3.5	-\$3.5	-\$10.5	-\$3.4	-\$3.4	-\$3.4	-\$10.1
Indirect	-\$0.2	-\$0.2	-\$0.2	-\$0.5	-\$0.2	-\$0.2	-\$0.2	-\$0.7	-\$0.3	-\$0.3	-\$0.3	-\$0.8
Offloading Devices Cost	\$0.6	\$0.6	\$0.6	\$1.8	\$0.8	\$0.8	\$0.8	\$2.5	\$1.0	\$1.0	\$1.0	\$3.1
<b>Average Cost per DFU (\$)</b>												
Total Cost	-\$2,199	-\$2,199	-\$2,199	-\$6,596	-\$1,498	-\$1,498	-\$1,498	-\$4,493	-\$1,082	-\$1,082	-\$1,082	-\$3,246
Direct	-\$2,509	-\$2,509	-\$2,509	-\$7,526	-\$1,808	-\$1,808	-\$1,808	-\$5,423	-\$1,392	-\$1,392	-\$1,392	-\$4,177
Indirect	-\$114	-\$114	-\$114	-\$341	-\$114	-\$113	-\$113	-\$341	-\$114	-\$114	-\$114	-\$341
Offloading Devices Cost	\$424	\$424	\$424	\$1,271	\$424	\$424	\$424	\$1,271	\$424	\$424	\$424	\$1,271

The number of persons with a DFU is not affected by the increased use of offloading devices; improvements in diabetes management, screening and foot care are needed to reduce the prevalence of DFU. However, increasing the proportion of persons using an offloading device by 25 per cent reduces the number of lower limb amputations by up to 49 depending on the lifetime probability of suffering from a DFU.

---

The improvement in patient outcomes reduces the total cost of DFU by between \$2.6-3.2 million in 2017 for each 25 per cent increase in the use of offloading devices. Direct costs fall between \$3.4-3.6 million but are partially offset by spending of between \$0.6-1.0 million on offloading devices. The estimated reduction in indirect costs from morbidity and premature mortality with each 25 per cent increase in use is between \$0.2-0.3 million in 2017.

In summary, provincial funding of offloading devices is likely to increase the use of these devices to up to 75 per cent of patients with DFU. Offloading devices cost an average of \$1,420 per person plus the cost of orthotist visits for a total of between \$1.8-3.1 million a year. Other associated direct health-care costs are, however, expected to fall by between \$4,177 and \$7,526 per DFU for a total reduction of between \$10.1-10.9 million a year yielding a substantial net saving for the government of between \$7.0-9.1 million a year: a reduction of between 20 and 31 per cent over one year. Indirect costs from morbidity and premature mortality are expected to fall also by about \$341 per DFU for a total of between \$0.5-0.8 million.

The results of this analysis address cost implications of public funding for offloading devices for healing DFU, but other issues remain. Strategies on how to prevent relapses of ulceration after the ulcer has closed, including the use of orthotics and orthopaedic foot wear as well as ongoing maintenance foot care should be explored. Equally important is the prevention of initial ulceration through self-foot checks and regular foot care from health professionals. Further work needs to be completed to describe the cost-effectiveness for these interventions in Manitoba. These issues are extremely important but were beyond the scope of the present analysis.



---

## References

---

- <sup>1</sup> Goodridge D, Trepman E, Sloan J, Guse L, Strain LA, McIntyre J, Embil JM. Quality of life of adults with unhealed and healed diabetic foot. *Foot Ankle Int* 2006;27:274-80
- <sup>2</sup> Goodridge D, Trepman E, Embil JM. Health-related quality of life in diabetic patients with foot ulcers: literature review. *J Wound Ostomy Continence Nurs* 2005;32:368-77
- <sup>3</sup> Rubin RR, Peyrot M. Quality of life and diabetes. *Diab Metab Res Rev.* 1999;15:205-218]
- <sup>4</sup> <http://www.phac-aspc.gc.ca/cd-mc/publications/diabetes-diabete/facts-figures-faits-chiffres-2011/pdf/facts-figures-faits-chiffres-eng.pdf>
- <sup>5</sup> Canadian Diabetes Association. The Cost of Diabetes in Ontario. 2010. Available at <http://www.diabetes.ca/publications-newsletters/advocacy-reports>.
- <sup>6</sup> Hopkins RB, Burke N, Harlock J, Jegathisawaran J, Goeree R. Economic burden of illness associated with diabetic foot ulcers in Canada. *BMC Health Services Research* 2015;15:13.
- <sup>7</sup> Fransoo R, Martens P, *The Need To Know Team*, Prior H, Burchill C, Koseva I, Bailly A, Allegro E. The 2013 RHA Indicators Atlas. Winnipeg, MB. Manitoba Centre for Health Policy, October 2013. Available from: <http://mchp-appserv.cpe.umanitoba.ca/deliverablesList.html>.
- <sup>8</sup> Cawc.net. Statistics; Facts, Stats, and Tools; Public Info; Canadian Association of Wound Care [Internet]. 2015 [cited 21 December 2015]. Available from: <http://cawc.net/index.php/public/facts-stats-and-tools/statistics/>
- <sup>9</sup> Margolis DJ, Allen-Taylor L, Hoffstad O, Berlin JA. Healing diabetic neuropathic foot ulcers: are we getting better? *Diabet Med* 2005;22:172-6.
- <sup>10</sup> Fife CE, Carter MJ, Walker D, Thomson B, Eckert KA. Diabetic Foot Ulcer Off-loading: The Gap Between Evidence and Practice. Data from the US Wound Registry. *Advances in Skin & Wound Care* 2014; Vol 27 No 7 310-16.
- <sup>11</sup> Singh, N., Armstrong, D.G., & Lipsky, B.A. (2005). Preventing foot ulcers in patients with diabetes. *JAMA*, 293, 217-228.
- <sup>12</sup> International Best Practice Guidelines: Wound Management in Diabetic Foot Ulcers. Wounds International, 2013. Available from: [www.woundsinternational.com](http://www.woundsinternational.com)
- <sup>13</sup> Public Health Agency of Canada. Economic Burden of Illness in Canada, 2005-2008. Ottawa, 2014.
- <sup>14</sup> Statistics Canada. Canadian Community Health Survey (CCHS) Public Use Microdata File for the 2011-12 cycle.

---

<sup>15</sup> Alavi A, Sibbald RG, Mayer D, Goodman L, Botros M, Armstrong DG, Woo K, Boeni T, Ayello EA, Kirsner RS. Diabetic foot ulcers: Part II. Management. *J Am Acad Dermatol*. 2014;70:21.e1-2124.

## Appendix

The table in this appendix provides a breakdown of DFU direct costs by category: physician costs, hospital costs and LTC/HC.

**Analysis of the Direct Cost of Diabetic Foot Ulcers in Manitoba (2017)**

Proportion with access to offloading devices:	Lifetime Probability of DFU = .15				Lifetime Probability of DFU = .20				Lifetime Probability of DFU = .25			
	0%	25%	50%	75%	0%	25%	50%	75%	0%	25%	50%	75%
<b>Millions of 2017 Dollars</b>												
Direct Costs	\$29.3	\$25.7	\$22.0	\$18.4	\$31.9	\$28.4	\$24.9	\$21.4	\$34.5	\$31.2	\$27.8	\$24.4
Physician	\$0.9	\$0.8	\$0.7	\$0.6	\$1.2	\$1.0	\$0.8	\$0.6	\$1.5	\$1.3	\$1.0	\$0.7
Hospital	\$21.1	\$18.2	\$15.3	\$12.4	\$23.3	\$20.7	\$18.0	\$15.3	\$25.6	\$23.2	\$20.7	\$18.2
LTC/HC	\$7.4	\$6.7	\$6.1	\$5.5	\$7.4	\$6.7	\$6.1	\$5.5	\$7.4	\$6.7	\$6.1	\$5.5
<b>Average Cost per DFU (\$)</b>												
Direct Costs	\$20,226	\$17,718	\$15,209	\$12,700	\$16,503	\$14,695	\$12,888	\$11,080	\$14,290	\$12,898	\$11,505	\$10,113
Physician	\$588	\$520	\$451	\$383	\$615	\$520	\$425	\$330	\$631	\$520	\$409	\$299
Hospital	\$14,563	\$12,552	\$10,541	\$8,530	\$12,081	\$10,691	\$9,300	\$7,909	\$10,613	\$9,590	\$8,566	\$7,543
LTC/HC	\$5,075	\$4,646	\$4,216	\$3,787	\$3,806	\$3,484	\$3,162	\$2,840	\$3,045	\$2,788	\$2,530	\$2,272
Change in proportion with access to offloading devices:	Lifetime Probability of DFU = .15				Lifetime Probability of DFU = .20				Lifetime Probability of DFU = .25			
	0 to 25%	25 to 50%	50 to 75%	0 to 75%	0 to 25%	25 to 50%	50 to 75%	0 to 75%	0 to 25%	25 to 50%	50 to 75%	0 to 75%
<b>Millions of 2017 Dollars</b>												
Direct Costs	-\$3.6	-\$3.6	-\$3.6	-\$10.9	-\$3.5	-\$3.5	-\$3.5	-\$10.5	-\$3.4	-\$3.4	-\$3.4	-\$10.1
Physician	-\$0.1	-\$0.1	-\$0.1	-\$0.3	-\$0.2	-\$0.2	-\$0.2	-\$0.6	-\$0.3	-\$0.3	-\$0.3	-\$0.8
Hospital	-\$2.9	-\$2.9	-\$2.9	-\$8.7	-\$2.7	-\$2.7	-\$2.7	-\$8.1	-\$2.5	-\$2.5	-\$2.5	-\$7.4
LTC/HC	-\$0.6	-\$0.6	-\$0.6	-\$1.9	-\$0.6	-\$0.6	-\$0.6	-\$1.9	-\$0.6	-\$0.6	-\$0.6	-\$1.9
<b>Average Cost per DFU (\$)</b>												
Direct Costs	-\$2,509	-\$2,509	-\$2,509	-\$7,526	-\$1,808	-\$1,808	-\$1,808	-\$5,423	-\$1,392	-\$1,392	-\$1,392	-\$4,177
Physician	-\$68	-\$68	-\$68	-\$205	-\$95	-\$95	-\$95	-\$285	-\$111	-\$111	-\$111	-\$333
Hospital	-\$2,011	-\$2,011	-\$2,011	-\$6,033	-\$1,391	-\$1,391	-\$1,391	-\$4,172	-\$1,024	-\$1,024	-\$1,024	-\$3,071
LTC/HC	-\$429	-\$429	-\$429	-\$1,288	-\$322	-\$322	-\$322	-\$966	-\$258	-\$258	-\$258	-\$773